

DESIGN.
—o—
H. BYRON.
TOY SAVINGS BANK.

No. 22,950.

Patented Dec. 5, 1893.

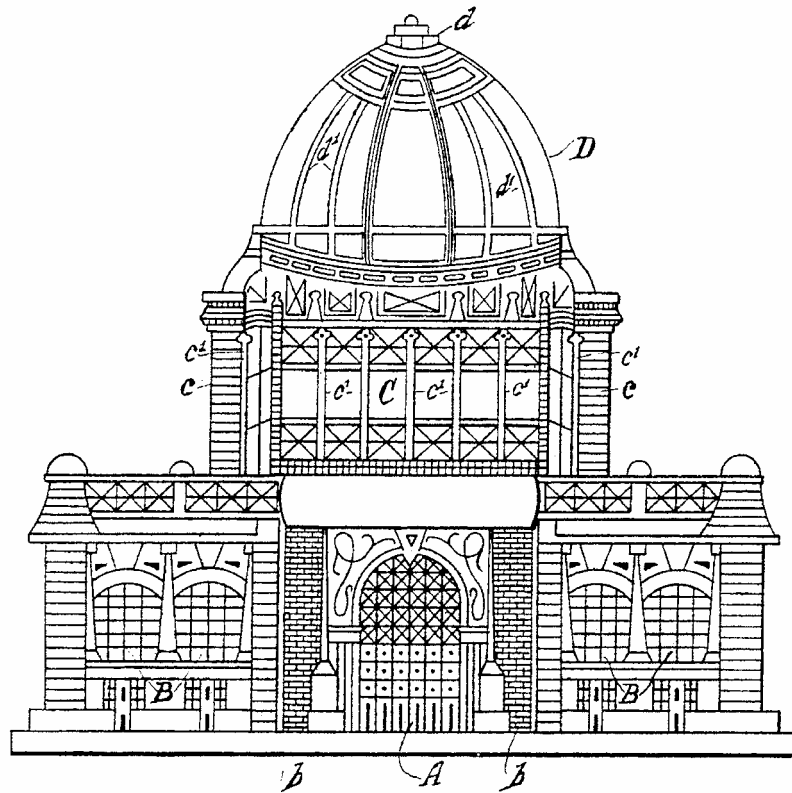


Fig. 1.

WITNESSES:

F. R. Perkins
Hillard A. Baylis.

Henry Byron
INVENTOR

BY
Henry M. Byham
his ATTORNEY

DESIGN.
—o—
H. BYRON.
TOY SAVINGS BANK.

No. 22,950.

Patented Dec. 5, 1893.

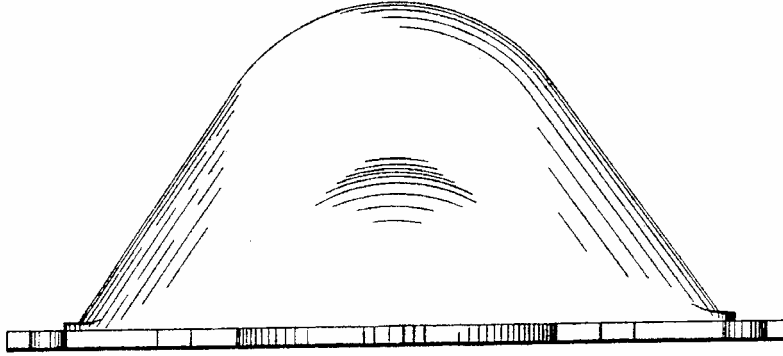


Fig. 2.

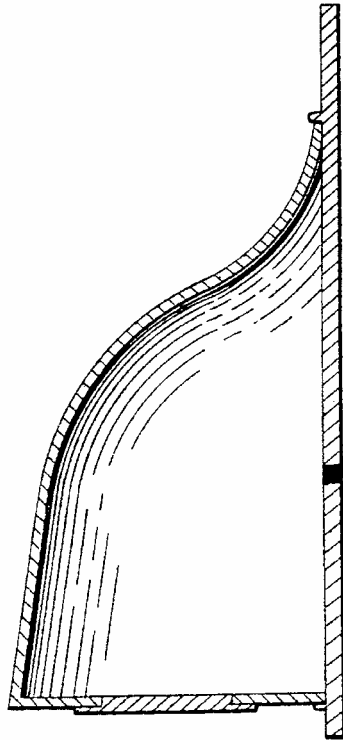


Fig. 3.

WITNESSES:

S. O. Edmunds
W. P. Fisk

INVENTOR.

Henry Byron
BY
Henry M. Prosser
ATTORNEY.

UNITED STATES PATENT OFFICE.

HENRY BYRON, OF NEW YORK, N. Y.

DESIGN FOR A TOY SAVINGS-BANK.

SPECIFICATION forming part of Design No. 22,950, dated December 5, 1893.

Application filed March 28, 1893. Serial No. 468,070. Term of patent 7 years.

To all whom it may concern:

Be it known that I, HENRY BYRON, a citizen of the United States, residing at New York city, in the county of New York and State of New York, have invented and produced a new and original Design for Toy Banks, of which the following is a specification, reference being had to the accompanying drawings, forming a part of this application.

In the drawings, Figure 1 is a front elevation of a bank, embodying any design. Fig. 2 is a plan view of the same and Fig. 3 is a central vertical section.

The invention consists in a design for a toy bank, the front plate of said bank bearing in miniature, a building, the same comprising a main structure, a structure of less horizontal area above the main structure and a dome or tower above the latter.

In the center of the front plate at that portion representing the first floor of the building is a grated opening A. To the right and left of this opening, on the same floor, are the windows B, having a similar appearance.

b designates columns or pillars. The remainder of the design upon this floor as well

as that of a portion of the super-structure, is conventionalized masonry work. The super-structure C is provided, at either side with columns *c* also of conventionalized masonry work and intermediate of these columns are pillars *c'* in imitation of metal or smooth stone work. Above the super-structure is the dome or tower D which terminates at the top with a cap *d*. Below the cap concentric curved lines *d'* represent the frame work of the dome as do also the more vertical lines extending from the base to the apex of the dome.

The leading features of the design are the upright front plate bearing the configuration shown and the rear receptacle attached thereto.

I claim--

The design for a toy bank substantially as shown and described.

In testimony that I claim the foregoing as my invention I have signed my name in presence of two witnesses.

HENRY BYRON.

Witnesses:

FREDK. G. GEDNEY,
FANNIE R. PERKINS.